

Patton Scroll Condensing Units



Scroll Condensing Units



- Quiet and efficient Copeland ZB Scroll Compressors
- Generous wide finned, low noise level condensers supplied with protective coil coating
- Wide range of factory fitted accessories available
- Specifically designed for Australasian conditions

SB LOW / MEDIUM / HIGH
SINGLE PHASE

2.0 5.5 hp

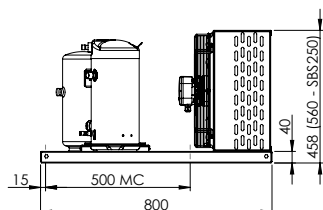
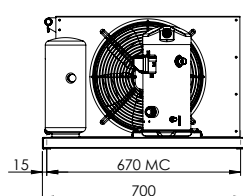
CAPACITY (Watts) @ 38°C Ambient

COPELAND™

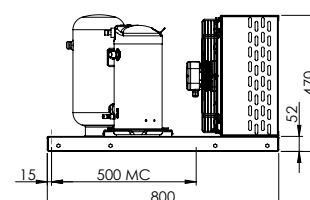
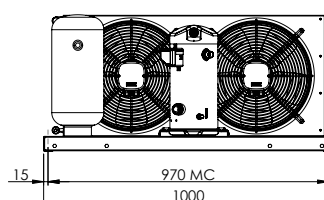
Model	Nom. hp	Refrigerant	Evaporating Temp °C								
			-25	-20	-15	-10	-5	0	5	10	15
SBS200	2.0	R134a	-	-	-	1605	2155	2840	3805	4445	5360
		R404A	1725	2200	2660	3210	3850	4580	5405	-	-
SBS250	2.5	R134a	-	-	-	2145	2705	3300	4030	4945	5865
		R404A	2100	2615	3210	3850	4675	5500	6595	-	-
SBS325	3.25	R134a	-	-	-	3120	3850	4810	5725	6780	8065
		R404A	2480	3185	3895	4700	5660	6760	7990	-	-
SBS350	3.5	R134a	-	-	-	3670	4585	5405	6595	7740	9160
		R404A	2705	3355	4220	5000	6140	7470	8995	-	-
SBS400	4.0	R134a	-	-	-	4220	5410	6415	7605	9070	10080
		R404A	3530	4355	5275	6280	7560	8945	10535	-	-
SBS500	5.0	R134a	-	-	-	4770	6100	7790	9255	11095	13145
		R404A	4400	5320	6555	7885	9530	11290	13375	-	-
SBS550	5.5	R134a	-	-	-	5045	6420	8110	9605	11505	13745
		R404A	4730	5915	7100	8730	10455	12495	14675	-	-

DIMENSIONS

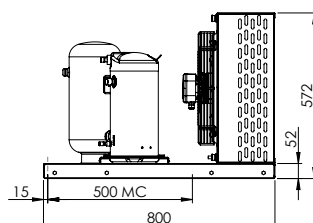
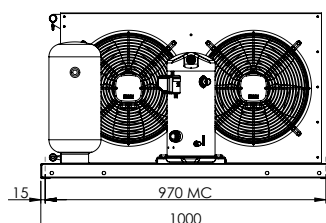
SBS200 SBS250



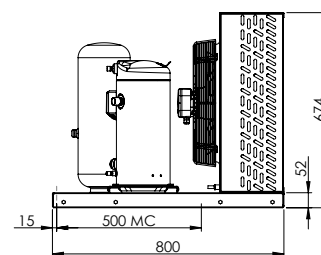
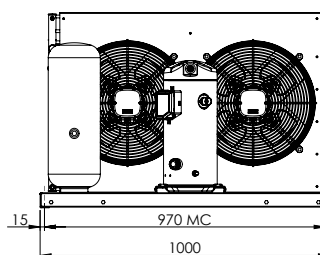
SBS325 SBS350



SBS400



SBS500 SBS550



NTS (mm)

MC = Mounting Bolt Centers

Accessories not shown

TECHNICAL DATA

MODEL	COMPRESSOR						CONDENSOR			RECEIVER	CONNECTION (3)		Noise Level (dbA) (4)	Wgt (kg)
	Nom. hp	Model	Voltge	DISP m3/hr	RLA Amps	LRA Amps	Airflow (l/sec)	Fan Motor (1)		Capacity (kg) (2)	Rec. Outlet Valve	Comp. Suction Valve		
								Watts	Amps					
SBS200	2.0	ZB15KQE-PFJ	220-240/1/50	5.9	12.8	58.0	710	145	0.75	3.7	1/2" F.Sw	3/4" F.Sw	63	60
SBS250	2.5	ZB19KQE-PFJ	220-240/1/50	6.8	12.8	61.0	980	260	1.5	3.7	1/2" F.Sw	3/4" F.Sw	64	65
SBS325	3.25	ZB21KQE-PFJ	220-240/1/50	8.6	16.4	82.0	1460	290	1.5	6.2	1/2" F.Sw	3/4" F.Sw	64	83
SBS350	3.5	ZB26KQE-PFJ	220-240/1/50	9.9	18.0	97.0	1460	290	1.5	6.2	1/2" F.Sw	3/4" F.Sw	64	84
SBS400	4.0	ZB29KQE-PFJ	220-240/1/50	11.4	23.5	114.0	1510	290	1.5	6.2	1/2" F.Sw	3/4" F.Sw	64	99
SBS500	5.0	ZB38KCE-PFJ	220-240/1/50	14.4	32.3	142.0	1470	290	1.5	8.8	5/8" F.Sw	7/8" F.Sw	65	109
SBS550	5.5	ZB42KCE-PFJ	220-240/1/50	16.2	35.7	150.0	1550	520	3.0	8.8	5/8" F.Sw	7/8" F.Sw	65	113

NOTES:

- Fan motors are suitable for 220-240/1/50
- R404A pump down capacity shown @ 80% full for 32°C liquid temperature
- Max valve connection size shown. May reduce for different refrigerants & applications
- All noise level ratings are "free field" based at a distance of 3 metres from source and are given as a guide only
- *Capacity ratings are based on suction gas returning to compressor @ 20°C, without liquid sub-cooling. Ratings may be increased by approximately 1% for every 1.1°K of sub-cooling
- Standard condensers fitted. Ratings must not be extrapolated Check with Patton's nearest outlet for applications outside the specified range
- Pictured unit configuration subject to change and selected accessory options.

The company reserves the right to make specification changes without notice. AU 06/03/2018

Scroll Condensing Units



- Quiet and efficient Copeland ZB Scroll Compressors
- Generous wide finned, low noise level condensers supplied with protective coil coating
- Wide range of factory fitted accessories available
- Specifically designed for Australasian conditions

SB LOW / MEDIUM / HIGH

3.25

6.0

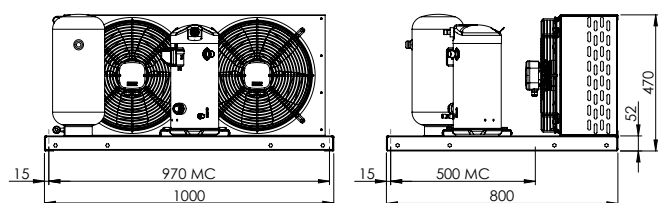
hp

COPELAND™
CAPACITY (Watts) @ 38°C Ambient

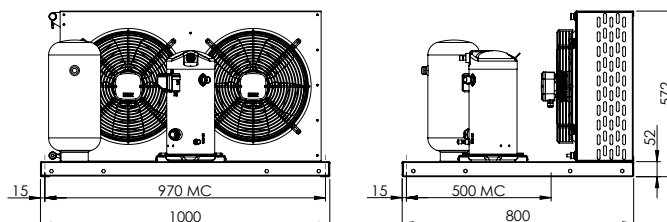
Model	Nom. hp	Refrigerant	Evaporating Temp °C								
			-25	-20	-15	-10	-5	0	5	10	15
SB325	3.25	R134a	-	-	-	3120	3850	48100	5725	6780	8065
		R404A	2480	3185	3895	4700	5660	6760	7990	-	-
SB350	3.5	R134a	-	-	-	3670	4585	5405	6595	7740	9160
		R404A	2705	3335	4220	5000	6140	7470	8995	-	-
SB400	4.0	R134a	-	-	-	4220	5410	6415	7605	9070	10080
		R404A	3530	4355	5275	6280	7560	8945	10535	-	-
SB500	5.0	R134a	-	-	-	4770	6100	7790	9255	11095	13145
		R404A	4400	5320	6555	7885	9530	11290	13375	-	-
SB600	6.0	R134a	-	-	-	6050	7520	9255	11180	13375	15575
		R404A	5500	6600	7960	9400	11320	13215	15575	-	-

DIMENSIONS

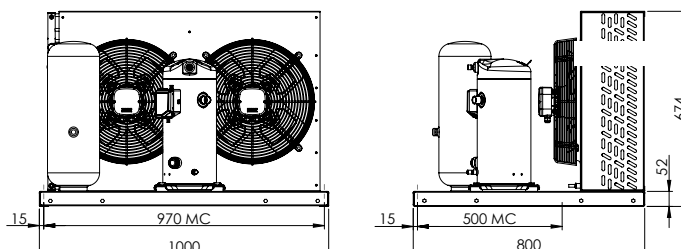
SB325 SB350



SB400



SB500 SB600



NTS (mm)

MC = Mounting Bolt Centers

Accessories not shown

TECHNICAL DATA

MODEL	COMPRESSOR						CONDENSOR			RECEIVER	CONNECTION (3)		Noise Level (dbA) (4)	Wgt (kg)
	Nom. hp	Model	Voltage	DISP m3/hr	RLA Amps	LRA Amps	Airflow (l/sec)	Fan Motor (1)		Capacity (kg) (2)	Rec. Outlet Valve	Comp. Suction Valve		
SB325	3.25	ZB21KQE-TFD	380-420/3/50	8.6	7.2	40.0	1460	290	1.5	6.2	1/2"F.Sw	3/4"F.Sw	64	83
SB350	3.5	ZB26KQE-TFD	380-420/3/50	9.9	8.8	46.0	1460	290	1.5	6.2	1/2"F.Sw	3/4"F.Sw	64	84
SB400	4.0	ZB29KQE-TFD	380-420/3/50	11.4	7.1	50.0	1510	290	1.5	6.2	1/2"F.Sw	3/4"F.Sw	64	98
SB500	5.0	ZB38KQE-TFD	380-420/3/50	14.4	9.0	65.0	1470	290	1.5	8.8	5/8"F.Sw	7/8"F.Sw	65	109
SB600	6.0	ZB45KQE-TFD	380-420/3/50	17.1	9.1	74.0	1550	520	3.0	8.8	5/8"F.Sw	7/8"F.Sw	68	114

NOTES:

- Fan motors are suitable for 220-240/1/50
- R404A pump down capacity shown @ 80% full for 32°C liquid temperature
- Max valve connection size shown. May reduce for different refrigerants & applications
- All noise level ratings are "free field" based at a distance of 3 metres from source and are given as a guide only
- *Capacity ratings are based on suction gas returning to compressor @ 20°C, without liquid sub-cooling. Ratings may be increased by approximately 1% for every 1.1°K of sub-cooling
- Standard condensers fitted. Ratings must not be extrapolated Check with Patton's nearest outlet for applications outside the specified range
- Pictured unit configuration subject to change and selected accessory options.

Scroll Condensing Units



- Quiet and efficient Copeland ZB Scroll Compressors
- Generous wide finned, low noise level condensers supplied with protective coil coating
- Wide range of factory fitted accessories available
- Specifically designed for Australasian conditions

SB LOW / MEDIUM / HIGH

6.5 15 hp

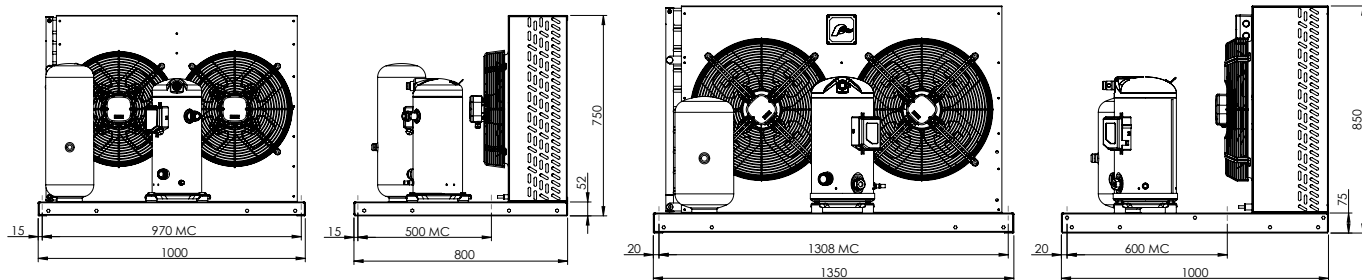
CAPACITY (Watts) @ 38°C Ambient

COPELAND™

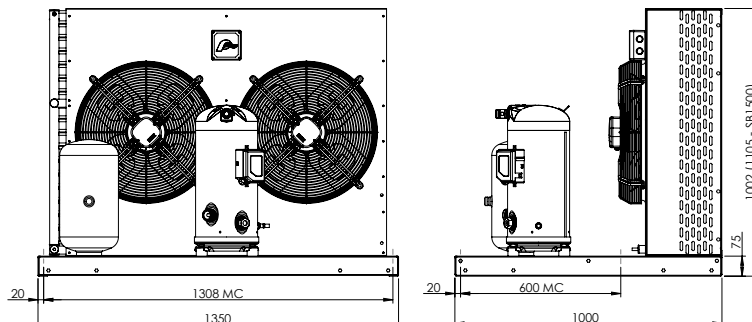
Model	Nom. hp	Refrigerant	Evaporating Temp °C								
			-25	-20	-15	-10	-5	0	5	10	15
SB650	6.5	R134a	-	-	-	6730	8310	10010	12090	14310	16685
		R404A	5960	7060	8710	10770	13130	15280	17735	-	-
SB800	8.0	R134a	-	-	-	7410	9105	11005	13275	15935	19435
		R404A	7290	8710	10660	12565	15235	17735	20895	-	-
SB900	9.0	R134a	-	-	-	8875	10985	13530	16370	19490	22000
		R404A	8805	10315	12290	14510	17400	20440	23350	-	-
SB1000	10.0	R134a	-	-	-	10300	12735	15625	18760	22550	25725
		R404A	10360	12150	14330	16965	20205	23545	27270	-	-
SB1200	12.0	R134a	-	-	-	11115	13545	17525	20860	24930	29330
		R404A	12015	13800	16230	19325	22865	27080	31310	-	-
SB1300	13.0	R134a	-	-	-	12625	15655	19210	23040	27385	32060
		R404A	13845	15865	18330	21085	24375	28445	33045	-	-
SB1500	15.0	R134a	-	-	-	14745	18385	22370	26890	32260	38030
		R404A	15580	17425	20800	24435	29295	34365	39925	-	-

SB SCROLL 650 -1500

DIMENSIONS



SB1200 SB1300 SB1500



NTS (mm)
MC = Mounting Bolt Centers
Accessories not shown

TECHNICAL DATA

MODEL	COMPRESSOR						CONDENSOR			RECEIVER	CONNECTION (3)		Noise Level (dbA) (4)	Wgt (kg)
	Nom. hp	Model	Voltage	DISP m3/hr	RLA Amps	LRA Amps	Airflow (l/sec)	Fan Motor (1)		Capacity (kg) (2)	Rec. Outlet Valve	Comp. Suction Valve		
								Watts	Amps					
SB650	6.5	ZB48KQE-TFD	380-420/3/50	18.8	13.6	101.0	1670	520	3.0	8.8	5/8"F.Sw	7/8"F.Sw	62	123
SB800	8.0	ZB58KQE-TFD	380-420/3/50	22.1	16.4	95.0	2550	940	4.0	10.4	7/8"F.Sw	1-1/8"F.Sw	62	166
SB900	9.0	ZB66KQE-TFD	380-420/3/50	25.7	17.5	111.0	2360	940	4.0	10.4	7/8"F.Sw	1-3/8"F.Sw	63	193
SB1000	10.0	ZB76KQE-TFD	380-420/3/50	28.8	20.0	118.0	2360	940	4.0	10.4	7/8"F.Sw	1-3/8"F.Sw	64	198
SB1200	12.0	ZB88KQE-TFD	380-420/3/50	33.2	22.3	118.0	2950	940	4.0	10.4	7/8"F.Sw	1-3/8"F.Sw	64	226
SB1300	13.0	ZB95KQE-TFD	380-420/3/50	36.4	26.4	140.0	2950	940	4.0	10.4	7/8"F.Sw	1-3/8"F.Sw	67	258
SB1500	15.0	ZB114KQE-TFD	380-420/3/50	43.3	28.6	174.0	3610	940	4.0	20.0	7/8"F.Sw	1-5/8"F.Sw	67	275
SBS250	2.5	ZB19KQE-PFJ	220-240/1/50	6.8	12.8	61.0	980	260	1.5	3.7	1/2"F.Sw	3/4"F.Sw	64	65
SBS325	3.25	ZB21KQE-PFJ	220-240/1/50	8.6	16.4	82.0	1460	290	1.5	6.2	1/2"F.Sw	3/4"F.Sw	64	83
SBS350	3.5	ZB26KQE-PFJ	220-240/1/50	9.9	18.0	97.0	1460	290	1.5	6.2	1/2"F.Sw	3/4"F.Sw	64	84
SBS400	4.0	ZB29KQE-PFJ	220-240/1/50	11.4	23.5	114.0	1510	290	1.5	6.2	1/2"F.Sw	3/4"F.Sw	64	99
SBS500	5.0	ZB38KCE-PFJ	220-240/1/50	14.4	32.3	142.0	1470	290	1.5	8.8	5/8"F.Sw	7/8"F.Sw	65	109
SBS550	5.5	ZB42KCE-PFJ	220-240/1/50	16.2	35.7	150.0	1550	520	3.0	8.8	5/8"F.Sw	7/8"F.Sw	65	113

NOTES:

- Fan motors are suitable for 220-240/1/50
- R404A pump down capacity shown @ 80% full for 32°C liquid temperature
- Max valve connection size shown. May reduce for different refrigerants & applications
- All noise level ratings are "free field" based at a distance of 3 metres from source and are given as a guide only
- *Capacity ratings are based on suction gas returning to compressor @ 20°C, without liquid sub-cooling. Ratings may be increased by approximately 1% for every 1.1°K of sub-cooling
- Standard condensers fitted. Ratings must not be extrapolated Check with Patton's nearest outlet for applications outside the specified range
- Pictured unit configuration subject to change and selected accessory options.

Scroll Condensing Units



- Quiet and efficient Copeland ZF Scroll Compressors
- Generous wide finned, low noise level condensers supplied with protective coil coating
- Wide range of factory fitted accessories available
- Specifically designed for Australasian conditions

SK LOW / MEDIUM

3

15

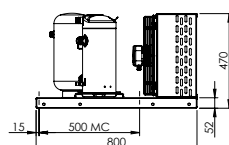
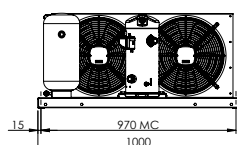
hp

COPELAND™
CAPACITY (Watts) @ 38°C Ambient

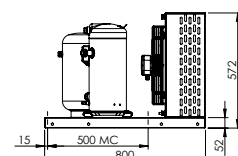
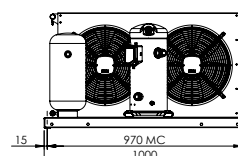
Model	Nom. hp	Refrigerant	Evaporating Temp °C									
			-40	-35	-30	-25	-20	-15	-10	-5	0	5
SK300	3.0	R22	1390	1755	2170	2655	3250	3905	4650	5445	6395	7395
		R404A	1545	1915	2370	2865	3430	4075	4800	5540	6450	7345
SK350	3.5	R22	1720	2160	2675	3260	3945	4730	5630	6590	7660	8840
		R404A	1885	2345	2905	3505	4200	4910	5775	6645	7590	8620
SK400	4.0	R22	2015	2510	3130	3820	4625	5565	6630	7780	9125	10545
		R404A	2300	2850	3465	4185	5000	5910	6930	7950	9210	10430
SK500	5.0	R22	2445	3055	3820	4675	5665	6795	8095	9465	11105	12810
		R404A	2695	3415	4200	5085	6100	7225	8500	9785	11200	12745
SK600	6.0	R22	2835	3570	4445	5510	6710	8015	9575	11345	13215	15275
		R404A	3190	4050	4970	6015	7210	8555	9915	11430	13080	14875
SK750	7.5	R22	3615	4510	5595	6820	8255	9915	11720	13885	16200	18775
		R404A	3910	4940	6085	7360	8810	10435	12075	14105	16095	18285
SK1000	10.0	R22	4555	5825	7450	9270	11385	13645	16270	19135	22090	25230
		R404A	5025	6790	8465	10290	12280	14255	16700	19190	21945	25045
SK1300	13.0	R22	6470	7850	9705	11495	13870	16660	19945	23515	27590	32195
		R404A	6475	8325	10460	12505	14920	17635	20335	23710	27005	30630
SK1500	15.0	R22	6890	8665	10700	13080	15900	18955	22685	26670	31135	36135
		R404A	7570	9410	11570	14075	16920	19840	23390	26915	30700	34025

DIMENSIONS

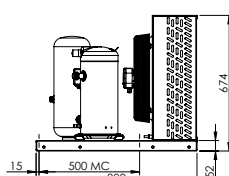
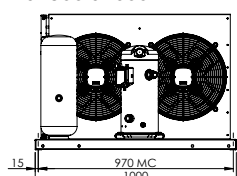
SK300 SK350



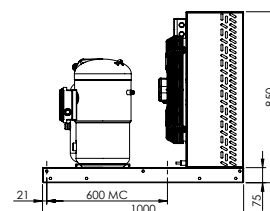
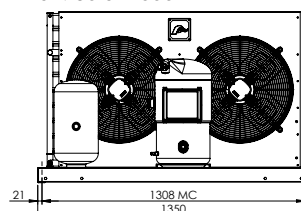
SK400



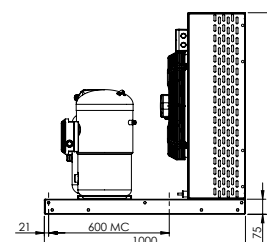
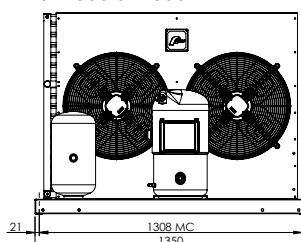
SK500 SK600



SK750 SK1000



SK1300 SK1500



NTS (mm)

MC = Mounting Bolt Centers

Accessories not shown

TECHNICAL DATA

MODEL	COMPRESSOR						CONDENSOR			RECEIVER	CONNECTION (3)		Noise Level (dbA) (4)	Wgt (kg)
	Nom. hp	Model	Voltage	DISP m3/hr	RLA Amps	LRA Amps	Airflow (l/sec)	Fan Motor (1) Watts	Fan Motor (1) Amps	Capacity (kg) (2)	Rec. Outlet Valve	Comp. Suction Valve		
SK300	3.0	ZF09K4E-TFD	380-420/3/50	8.1	6.5	40.0	1460	290	1.5	6.2	1/2"F.Sw	7/8"F.Sw	61	62
SK350	3.5	ZF11K4E-TFD	380-420/3/50	10.0	7.8	46.0	1460	290	1.5	6.2	1/2"F.Sw	7/8"F.Sw	61	64
SK400	4.0	ZF13K4E-TFD	380-420/3/50	11.8	8.3	51.5	1510	290	1.5	6.2	1/2"F.Sw	7/8"F.Sw	61	83
SK500	5.0	ZF15K4E-TFD	380-420/3/50	14.5	10.7	64.0	1470	290	1.5	8.8	5/8"F.Sw	7/8"F.Sw	62	96
SK600	6.0	ZF18K4E-TFD	380-420/3/50	17.2	13.8	74.0	1550	520	3.0	8.8	5/8"F.Sw	7/8"F.Sw	66	97
SK750	7.5	ZF24K4E-TWD	380-420/3/50	21.9	16.1	99.0	2550	940	4.0	10.4	7/8"F.Sw	1-1/8"F.Sw	67	174
SK1000	10.0	ZF33K4E-TWD	380-420/3/50	28.9	22.3	127.0	2360	940	4.0	10.4	7/8"F.Sw	1-3/8"F.Sw	69	188
SK1300	13.0	ZF40K4E-TWD	380-420/3/50	35.8	25.1	167.0	2950	940	4.0	10.4	7/8"F.Sw	1-3/8"F.Sw	69	235
SK1500	15.0	ZF48K4E-TWD	380-420/3/50	42.1	30.6	198.0	3770	962	4.4	20.0	7/8"F.Sw	1-5/8"F.Sw	69	270

NOTES:

- Fan motors are suitable for 220-240/1/50
- R404A pump down capacity shown @ 80% full for 32°C liquid temperature
- Max valve connection size shown. May reduce for different refrigerants & applications
- All noise level ratings are "free field" based at a distance of 3 metres from source and are given as a guide only
- *Capacity ratings are based on suction gas returning to compressor @ 20°C, without liquid sub-cooling. Ratings may be increased by approximately 1% for every 1.1°K of sub-cooling
- Standard condensers fitted. Ratings must not be extrapolated Check with Patton's nearest outlet for applications outside the specified range
- Pictured unit configuration subject to change and selected accessory options.

PATTON



The company reserves the right to make specification changes without notice. 06/03/2018