

Compact Cabinet Coolers




- Optimised 3/8" Rifle Bore Tube Coils
- Easy clean white ABS tray and colour steel case
- Extremely low profile
- Factory Applied "Blue Coil Coat" Corrosion Protection.
- 15mm PVC drain connection
- Low Temp Heater Safety Klixon


S SERIES

0.2 1.7 kW

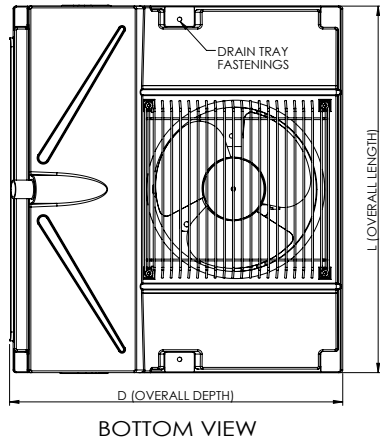
MEDIUM TEMP

MODELS	SM	03	04	06	08	10	12	14	16
Capacity	R404A	0.33	0.45	0.69	0.84	1.11	1.29	1.47	1.65
kW @ 6 KTD -4°C SST	R407F	0.36	0.48	0.72	0.90	1.17	1.35	1.56	1.74
	R22	0.30	0.42	0.66	0.81	1.08	1.26	1.44	1.62
	R134a	0.27	0.39	0.60	0.75	0.99	1.17	1.32	1.50
T.X Valve	R404A	X-SW	X-SW	0-SW	0-SW	0-SW	E-0-SW	E-1-SW	E-1-SW
J8..S	R407F	X-VW	X-VW	0-VW	0-VW	0-VW	E-0-VW	E-0-VW	E-0-VW
	R22	X-VW	X-VW	0-VW	0-VW	0-VW	E-0-VW	E-0-VW	E-0-VW
	R134a	X-JW	X-JW	0-JW	0-JW	0-JW	E-0-JW	E-1-JW	E-1-JW

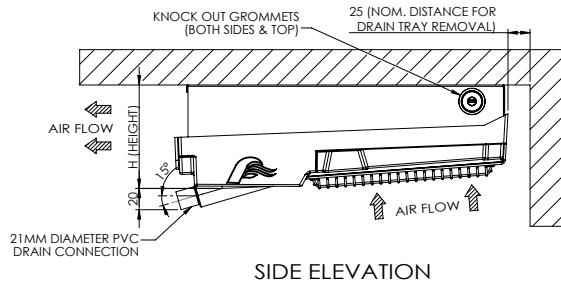
LOW TEMP

MODELS	SL	025	045	050	070	080	105	120
Capacity	R404A	0.27	0.45	0.51	0.69	0.81	1.05	1.20
kW @ 6 KTD -24°C SST	R407F	0.27	0.45	0.51	0.69	0.81	1.05	1.20
	R22	0.24	0.42	0.48	0.66	0.78	1.02	1.17
	R134a	0.24	0.39	0.45	0.60	0.69	0.90	1.02
T.X Valve	R404A	X-SW	X-SW	0-SW	0-SW	0-SW	E-1-SW	E-1-SW
J8..S	R407F	X-VW	X-VW	0-VW	0-VW	0-VW	E-0-VW	E-1-VW
	R22	X-VW	X-VW	0-VW	0-VW	0-VW	E-0-VW	E-1-VW
	R134a	X-JW	0-JW	0-JW	0-JW	1-JW	E-1-JW	E-1-JW

DIMENSIONS



BOTTOM VIEW



SIDE ELEVATION

NTS (mm)

MEDIUM TEMP

MODELS		SM	03	04	06	08	10	12	14	16
Air Volume		l/sec	80	106	160	140	240	220	320	310
Fan Motors	Ø 175mm	Num.	1	1	2	2	3	3	3	3
		Watts	12	16	24	24	36	36	48	48
		Amps	0.24	0.26	0.48	0.48	0.72	0.72	0.78	0.78
Coil	Circuit Vol.	dm3	0.27	0.36	0.40	0.54	0.74	0.93	1.12	1.39
	Connection	Dist Inlet	3/8"	3/8"	3/8"	3/8"	1/2"	1/2"	1/2"	1/2"
		F.Sw	Suct Outlet	3/8"	3/8"	3/8"	3/8"	1/2"	1/2"	1/2"
			fpi	8	8	8	8	8	8	8
Dimensions	mm	L	414	414	594	594	794	794	794	794
		D	372	372	372	372	392	392	392	392
		H	126	126	130	130	135	135	186	186
Net Weight		kg	3.9	4.1	5.6	6.1	7.9	8.6	8.4	11.0

LOW TEMP

MODELS		SL	025	045	050	070	080	105	120
Air Volume		l/sec	80	140	160	240	220	320	210
Fan Motors	Ø 175mm	Num.	1	2	2	3	3	3	3
		Watts	12	24	24	36	36	48	48
		Amps	0.24	0.48	0.48	0.72	0.72	0.72	0.78
Coil	Circuit Vol.	dm3	0.36	0.54	0.68	0.74	0.93	1.12	1.39
	Connection	Dist Inlet	3/8"	3/8"	3/8"	3/8"	3/8"	1/2"	1/2"
		F.Sw	Suct Outlet	3/8"	3/8"	3/8"	3/8"	3/8"	1/2"
			fpi	6	6	6	6	6	6
		Defrost	Watts	350	400	400	500	500	500
Dimensions		L	414	594	594	794	794	794	794
		D	372	372	372	392	392	392	392
		H	136	136	162	145	145	196	196
Net Weight		kg	4.6	6.5	6.9	8.5	9.4	9.2	12.0

CAPACITY CORRECTION

SM @ °C SST		SL @ °C SST	
5°	1.17	-20°	1.07
0°	1.07	-25°	0.99
-5°	0.99	-30°	0.89
-10°	0.93	-35°	0.80

RELATIVE HUMIDITY GUIDE

Temp Diff	R.H %	Temp Diff	R.H %
2K	94	10K	77
4K	89	12K	73
6K	84	14K	70
8K	81	16K	66

NOTES

1. Fan motors 220-240V/1/50Hz
2. Defrost heaters 220-240V/1/50Hz

Specifications subject to change without notice