


# Commercial Unit Coolers




- Optimised 3/8" Rifle Bore Tube Coils.
- Light Weight Alu Case - 'Signal White' Powder Coat.
- Factory Applied "Blue Coil Coat" Corrosion Protection.
- High Airflow External Rotor Motors.
- Reversible Drain Trays.
- Low Temp Heater Safety Klixon.


## R SERIES

2.9 26.0 kW

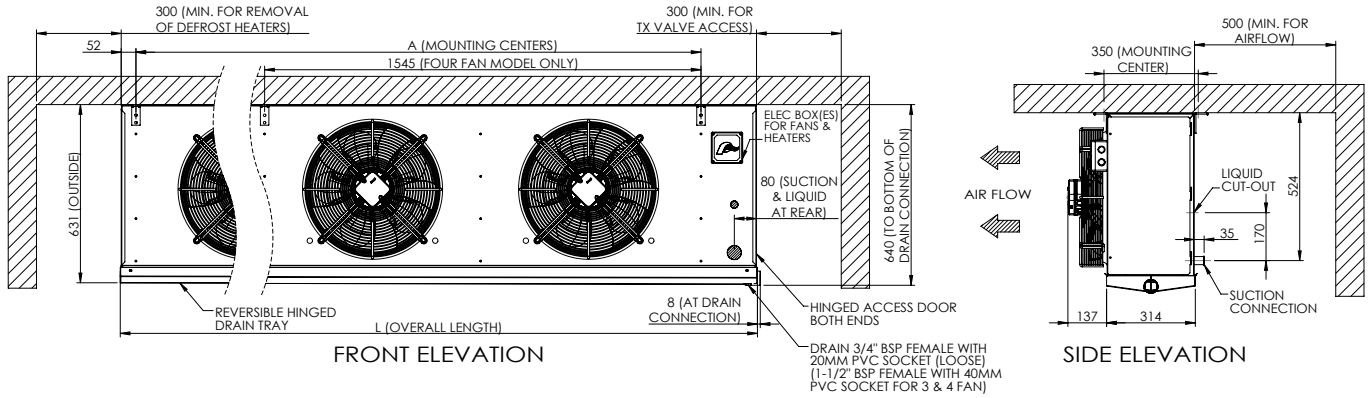
### MEDIUM TEMP

MODELS	RM	40	50	60	90	105	125	120	145	165	180	215	245
Capacity	R404A	4.20	5.13	5.94	8.97	10.77	12.27	12.03	14.52	16.56	18.06	21.75	24.84
kW @ 6 KTD -4°C SST	R407F	4.41	5.40	6.24	9.42	11.31	12.87	12.63	15.24	17.37	18.96	22.83	26.07
	R22	4.11	5.01	5.82	8.76	10.50	12.00	11.76	14.22	16.20	17.70	21.30	24.30
	R134a	3.72	4.50	5.22	7.92	9.48	10.83	10.62	12.78	14.61	15.96	19.20	21.93
T.X Valve	R404A	A-SW	A-SW	B-SW	C-SW	C-SW	C-SW	C-SW	C-SW	D-SW	D-SW	6-SW	7-1/2SW
SCE / EBB	R407F	A-VW	A-VW	A-VW	B-VW	B-VW	B-VW	B-VW	C-VW	C-VW	C-VW	D-VW	8-VW
	R22	A-VW	A-VW	A-VW	B-VW	B-VW	B-VW	B-VW	C-VW	C-VW	C-VW	D-VW	8-VW
	R134a	AA-JW	A-JW	A-JW	B-JW	B-JW	B-JW	B-JW	C-JW	C-JW	D-JW	D-JW	D-JW

### LOW TEMP

MODELS	RL	35	40	70	80	95	110	140	170
Capacity	R404A	3.42	4.26	7.20	8.37	9.51	11.16	14.19	16.95
kW @ 6 KTD -24°C SST	R407F	3.39	4.20	7.11	8.28	9.42	11.04	14.04	16.77
	R22	3.33	4.17	7.02	8.16	9.27	10.89	13.86	16.56
	R134a	2.91	3.63	6.12	7.11	8.07	9.48	12.06	14.40
T.X Valve	R404A	A-SW	B-SW	B-SW	C-SW	D-SW	6-SW	6-SW	7-1/2SW
SCE / EBB	R407F	A-VW	A-VW	B-VW	C-VW	C-VW	C-VW	D-VW	8-VW
	R22	A-VW	A-VW	B-VW	C-VW	C-VW	C-VW	D-VW	8-VW
	R134a	A-JZ	A-JZ	C-JZ	C-JZ	C-JZ	C-JZ	5-JZ	5-JZ

**DIMENSIONS**



NTS (mm)  
Accessories not shown

**MEDIUM TEMP**

MODELS	RM	40	50	60	90	105	125	120	145	165	180	215	245
Air Throw	m	11.1	11.0	10.9	13.1	13.0	12.9	14.6	14.5	14.4	16.1	16.0	15.9
Air Volume	l/sec	1989	1931	1890	3978	3863	3781	5370	5214	5104	7956	7726	7562
Fan Motors	Ø 450mm	Num.	1	1	1	2	2	2	3	3	4	4	4
		Watts	490	490	490	980	980	980	1470	1470	1960	1960	1960
		Amps	2.36	2.36	2.36	4.72	4.72	4.72	7.08	7.08	9.44	9.44	9.44
Coil	Circuit Vol.	dm3	4.46	4.46	4.46	8.92	8.92	8.92	11.94	11.94	11.94	17.91	17.91
	Connection	Dist Inlet	1/2"	1/2"	1/2"	5/8"	5/8"	5/8"	7/8"	7/8"	7/8"	7/8"	7/8"
	F.Sw	Suct Outlet	3/4"	3/4"	3/4"	7/8"	7/8"	7/8"	1-1/8"	1-1/8"	1-1/8"	1-3/8"	1-3/8"
		fpi	4	6	8	4	6	8	4	6	8	4	6
Dimensions	Defrost	Watts	2090	2090	2090	3620	3620	3620	3650	3650	3650	5410	5410
	L		1055	1055	1055	1820	1820	1820	2335	2335	2335	3355	3355
	A		792	792	792	1554	1554	1554	2070	2070	2070	3090	3090
Net Weight	kg		75	75	75	85	85	85	95	95	105	105	105

**LOW TEMP**

MODELS	RL	35	40	70	80	95	110	140	170
Air Throw	m	11.1	11.0	13.1	13.0	14.6	14.5	16.1	16.0
Air Volume	l/sec	1790	1737	3580	3476	4833	4594	7160	6954
Fan Motors	Ø 450mm	Num.	1	1	2	2	3	4	4
		Watts	490	490	980	980	1470	1470	1960
		Amps	2.36	2.36	4.72	4.72	7.08	7.08	9.44
Coil	Circuit Vol.	dm3	4.46	4.46	8.92	8.92	11.94	11.94	17.91
	Connection	Dist Inlet	1/2"	1/2"	5/8"	5/8"	7/8"	7/8"	7/8"
	F.Sw	Suct Outlet	3/4"	3/4"	7/8"	7/8"	1-1/8"	1-1/8"	1-3/8"
		fpi	4	6	4	6	4	6	4
Dimensions	Defrost	Watts	3200	3200	5780	5780	7300	7300	10820
	L		1055	1055	1820	1820	2335	2335	3355
	A		792	792	1554	1554	2070	2070	3090
Net Weight	kg		76	76	86	86	96	96	106

**CAPACITY CORRECTION**

RM @ °C SST	RL @ °C SST	RM @ °C SST	RL @ °C SST
5°	1.17	-20°	1.07
0°	1.07	-25°	0.99
-5°	0.99	-30°	0.89
-10°	0.93	-35°	0.80

**RELATIVE HUMIDITY GUIDE**

Temp Diff	R.H %	Temp Diff	R.H %
2K	94	10K	77
4K	89	12K	73
6K	84	14K	70
8K	81	16K	66

**NOTES:**

- Air throw based on CRMA standard @ 20°C. Multiply figures by 0.94 for 2°C and 0.87 for -18°C.
- Fan motors 220-240V/1/50Hz.
- Defrost heaters 220-240V/1/50Hz. Connect in Y for 380-420V/3/50Hz supply.

Specifications subject to change without notice