

Low Profile Unit Coolers




- Optimised 3/8" Rifle Bore Tube Coils.
- Light Weight Alu Case - 'Signal White' Powder Coat.
- Factory Applied "Blue Coil Coat" Corrosion Protection.
- High Airflow External Rotor Motors.
- Reversible Drain Trays.
- Low Temp Heater Safety Klixon.


B SERIES

1.2 9.5 kW

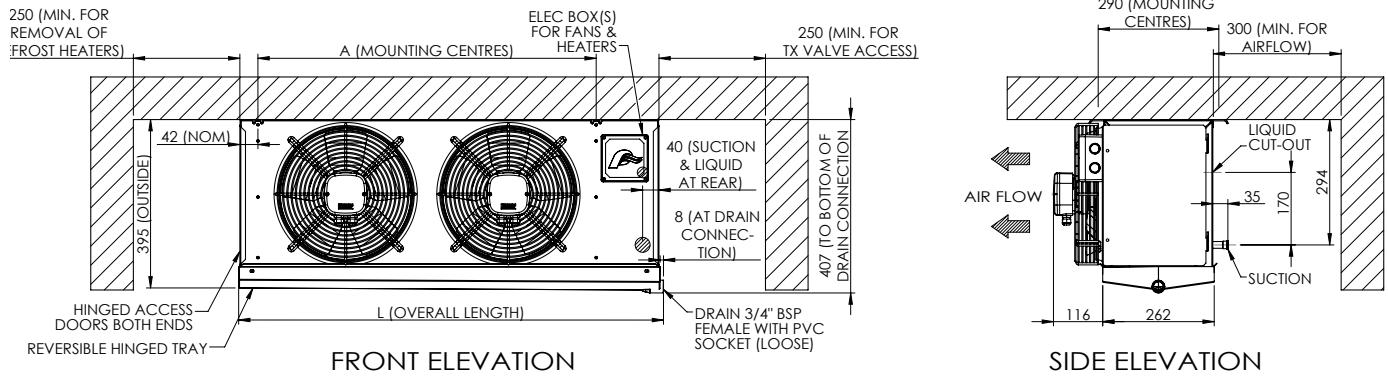
MEDIUM TEMP

MODELS	BM	15	19	22	26	32	37	44	52	57	62	66	76	86
Capacity kW @ 6 KTD -4°C SST	R404A	1.53	1.92	2.25	2.61	3.09	3.75	4.41	5.25	5.76	6.21	6.69	7.71	9.00
	R407F	1.62	2.01	2.34	2.73	3.24	3.93	4.62	5.49	6.03	6.51	7.02	8.10	9.45
	R22	1.50	1.89	2.22	2.55	3.03	3.66	4.32	5.13	5.64	6.09	6.54	7.56	8.82
	R134a	1.38	1.74	2.04	2.37	2.79	3.42	3.99	4.77	5.25	5.64	6.09	7.02	8.19
T.X Valve J8ES 	R404A	1-SW	1-SW	1-SW	2-SW	2-SW	3-SW	3-SW	3-SW	4-SW	4-SW	4-SW	5-SW	5-SW
	R407F	1-VW	1-VW	1-VW	1-VW	2-VW	2-VW	2-VW	2-VW	3-VW	3-VW	3-VW	3-VW	4-VW
	R22	1-VW	1-VW	1-VW	1-VW	1-VW	2-VW	2-VW	2-VW	3-VW	3-VW	3-VW	3-VW	4-VW
	R134a	1-JW	1-JW	1-JW	2-JW	2-JW	3-JW	3-JW	3-JW	4-JW	4-JW	4-JW	4-JW	4-JW

LOW TEMP

MODELS	BL	14	20	27	38	42	49	56
Capacity kW @ 6 KTD -24°C SST	R404A	1.41	1.98	2.82	3.93	4.26	4.92	5.70
	R407F	1.38	1.95	2.79	3.90	4.20	4.86	5.64
	R22	1.35	1.92	2.73	3.81	4.14	4.77	5.52
	R134a	1.20	1.68	2.40	3.33	3.60	4.17	4.83
T.X Valve J8ES 	R404A	1-SW	2-SW	3-SW	3-SW	4-SW	4-SW	4-SW
	R407F	1-VW	1-VW	2-VW	2-VW	3-VW	3-VW	3-VW
	R22	1-VW	1-VW	2-VW	2-VW	3-VW	3-VW	3-VW
	R134a	1-JW	2-JW	3-JW	3-JW	4-JW	4-JW	4-JW

DIMENSIONS



NTS (mm)

MEDIUM TEMP

MODELS	BM	15	19	22	26	32	37	44	52	57	62	66	76	86
Air Throw	m	8.0	7.0	7.0	8.0	8.0	10.0	10.0	11.0	12.5	12.0	13.0	14.0	13.5
Air Volume	l/sec	450	420	410	480	460	840	820	960	1260	1230	1300	1680	1630
Fan Motors	Ø 300mm	Num.	1	1	1	1	2	2	2	3	3	3	4	4
		Watts	60	60	60	60	120	120	120	180	180	180	240	240
		Amps	0.3	0.3	0.3	0.3	0.3	0.6	0.6	0.6	0.9	0.9	0.9	1.2
Coil	Circuit Vol.	dm3	0.68	1.36	1.36	2.04	2.04	2.71	2.71	4.08	4.08	4.08	5.44	5.44
	Connection	Dist Inlet	1/2"	1/2"	1/2"	1/2"	1/2"	1/2"	1/2"	1/2"	1/2"	1/2"	1/2"	1/2"
	F.Sw	Suct Outlet	1/2"	1/2"	1/2"	5/8"	5/8"	3/4"	3/4"	3/4"	3/4"	3/4"	7/8"	7/8"
		fpi	8	6	8	6	8	6	8	6	6	8	6	6
	Defrost	Watts	910	910	910	1150	1150	1680	1680	2010	2010	2010	2760	2760
Dimensions	L	606	606	606	797	797	988	988	1370	1370	1370	1752	1752	1752
	A	412	412	412	603	603	794	794	1176	1176	1176	1558	1558	1558
Net Weight	kg	11	12	12	15	15	21	21	26	29	30	35	38	40

LOW TEMP

MODELS	BL	14	20	27	38	42	49	56
Air Throw	m	6.5	8.0	9.0	10.0	11.5	12.0	13.0
Air Volume	l/sec	420	480	840	960	1260	1300	1680
Fan Motors	Ø 300mm	Num.	1	1	2	2	3	4
		Watts	60	60	120	120	180	240
		Amps	0.3	0.3	0.6	0.6	0.9	1.2
Coil	Circuit Vol.	dm3	0.68	2.04	2.71	4.08	4.08	5.44
	Connection	Dist Inlet	1/2"	1/2"	1/2"	1/2"	1/2"	1/2"
	F.Sw	Suct Outlet	1/2"	5/8"	3/4"	3/4"	3/4"	7/8"
		fpi	6	6	6	6	6	6
	Defrost	Watts	1360	1700	2380	2960	2960	4060
Dimensions	L	606	797	988	1370	1370	1752	1752
	A	412	603	794	1176	1176	1558	1558
Net Weight	kg	14	18	24	31	34	41	44

CAPACITY CORRECTION

BM @ °C SST	BL @ °C SST
5°	1.17
0°	1.07
-5°	0.99
-10°	0.93

RELATIVE HUMIDITY GUIDE

Temp Diff	R.H %	Temp Diff	R.H %
2K	94	10K	77
4K	89	12K	73
6K	84	14K	70
8K	81	16K	66

NOTES

- Air throw based on CRMA standard@ 20°C
Multiply figures by 0.94 for 2°C and 0.87 for -18°C
- Fan motors 220-240V/1/50Hz
- Defrost heaters 220-240V/1/50Hz
Connect in Y for 380-420V/3/50Hz supply

Specifications subject to change without notice