


# Industrial Unit Coolers




- Optimised 1/2" Copper Coils
- Light Weight Alu Case - 'Signal White' Powder Coat
- Factory Applied "Blue Coil Coat" Corrosion Protection
- High Airflow External Rotor Motors
- Water Defrost - Fully Serviceable


## JWC SERIES

9.3 63.0 kW

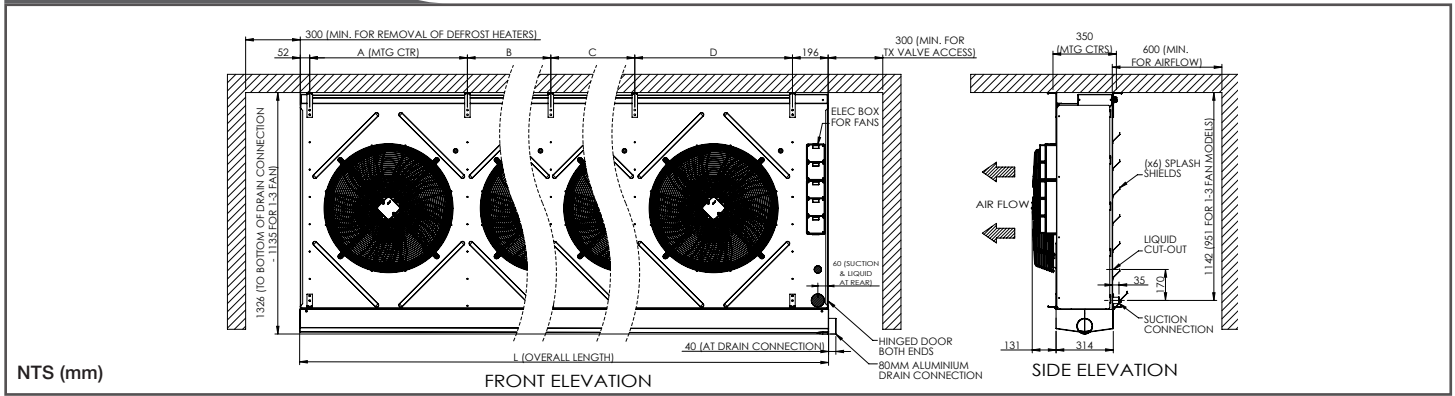
### MEDIUM TEMP

MODELS	JMWC	140	155	230	275	305	340	410	450	545	605
Capacity	R404A	13.65	15.09	22.53	27.30	29.94	33.75	40.95	45.03	54.45	60.09
kW @ 6 KTD -4°C SST	R407F	14.31	15.84	23.64	28.65	31.38	35.25	42.99	47.28	57.15	63.06
	R22	13.41	14.70	22.11	26.97	29.37	33.12	41.16	44.19	53.46	58.95
	R134a	12.42	13.71	20.49	24.84	27.24	30.69	37.26	40.98	49.56	54.66
T.X Valve	R404A	C-SW	C-SW	6-SW	6-SW	10-SW	10-SW	13-SW	13-SW	13-SW	21-SW
SCE / EBB	R407F	B-VW	C-VW	D-VW	8-VW	8-VW	8-VW	11-VW	15-VW	15-VW	15-VW
	R22	B-VW	C-VW	D-VW	8-VW	8-VW	8-VW	11-VW	11-VW	15-VW	15-VW
	R134a	C-JW	C-JW	D-JW	5-JW	5-JW	7-JW	9-JW	9-JW	12-JW	12-JW

### LOW TEMP

MODELS	JLWC	100	175	220	260	330	435
Capacity	R404A	10.92	17.07	21.87	25.59	32.76	43.68
kW @ 6 KTD -24°C SST	R407F	10.80	16.89	21.60	25.32	32.43	43.23
	R22	10.71	16.74	21.42	25.11	32.10	42.81
	R134a	9.27	14.52	18.60	21.75	27.84	37.11
T.X Valve	R404A	6-SW	6-SW	7-1/2SW	10-SW	13-SW	21-SW
SCE / EBB	R407F	C-VW	8-VW	8-VW	8-VW	11-VW	15-VW
	R22	C-VW	8-VW	8-VW	8-VW	11-VW	15-VW
	R134a	C-JZ	5-JZ	7-JZ	9-JZ	9-JZ	12-JZ

**DIMENSIONS**



NTS (mm)

**MEDIUM TEMP**

MODELS	JMWC	140	155	230	275	305	340	410	450	545	605	
Air Throw	m	27.0	26.0	29.0	28.0	27.0	31.0	30.0	30.0	31.0	30.0	
Air Volume	l/sec	3730	3447	7923	7460	6893	11884	11190	10339	14920	13786	
Fan Motors	Ø 630mm	Num.	1	1	2	2	2	3	3	4	4	
		Watts	1250	1250	2500	2500	2500	3750	3750	3750	5000	5000
		Amps	2.5	2.5	5.0	5.0	5.0	7.5	7.5	7.5	10.0	10.0
Coil	Circuit Vol.	dm3	20.76	20.76	27.68	41.52	41.52	41.52	62.29	62.29	83.05	
	Connection	Dist Inlet	1/2"	1/2"	5/8"	5/8"	5/8"	5/8"	5/8"	5/8"	7/8"	
		F.Sw Suct Outlet	1-3/8"	1-3/8"	1-3/8"	1-3/8"	1-3/8"	1-5/8"	1-5/8"	1-5/8"	2-1/8"	
		fpi	5	7	5	5	7	5	5	7	5	
	Defrost (Nom)	l/min	26	26	34	50	50	52	76	76	100	
	min/hr	12/8	12/8	12/8	12/8	12/8	12/8	12/8	12/8	12/8		
Dimensions	L	1306	1306	2326	2326	2326	3346	3346	3346	3686	3686	
	A	1052	1052	1036	1036	1036	1036	1036	1036	866	866	
	B	-	-	1036	1036	1036	1020	1020	1020	850	850	
	C	-	-	-	-	-	1036	1036	1036	850	850	
	D	-	-	-	-	-	-	-	-	866	866	
Net Weight	kg	100	116	132	175	211	193	255	303	352	405	

**LOW TEMP**

MODELS	JLWC	100	175	220	260	330	435	
Air Throw	m	26.0	28.0	27.0	30.0	31.0	32.0	
Air Volume	l/sec	3730	7923	7460	11884	11190	14920	
Fan Motors	Ø 630mm	Num.	1	2	2	3	4	
		Watts	1250	2500	2500	3750	3750	5000
		Amps	2.5	5.0	5.0	7.5	7.5	10.0
Coil	Circuit Vol.	dm3	20.76	27.68	41.52	41.52	83.05	
	Connection	Dist Inlet	1/2"	5/8"	5/8"	5/8"	7/8"	
		F.Sw Suct Outlet	1-3/8"	1-3/8"	1-3/8"	1-5/8"	2-1/8"	
		fpi	5	5	5	5	5	
	Defrost (Nom)	l/min	29	38	55	58	84	
	min/hr	16/6	16/6	16/6	16/6	16/6		
Dimensions	L	1306	2326	2326	3346	3346	3686	
	A	1052	1036	1036	1036	1036	866	
	B	-	1036	1036	1020	1020	850	
	C	-	-	-	1036	1036	850	
	D	-	-	-	-	-	866	
Net Weight	kg	106	140	183	203	265	342	

**CAPACITY CORRECTION**

JMWC @ °C SST		JLWC @ °C SST	
5°	1.17	-20°	1.07
0°	1.07	-25°	0.99
-5°	0.99	-30°	0.89
-10°	0.93	-35°	0.80

**RELATIVE HUMIDITY GUIDE**

Temp Diff	R.H %	Temp Diff	R.H %
2K	94	10K	77
4K	89	12K	73
6K	84	14K	70
8K	81	16K	66

**NOTES**

- Air throw based on CRMA standard @ 20°C. Multiply figures by 0.94 for 2°C and 0.87 for -18°C
- Fan motors 380-420V/3/50Hz

Specifications subject to change without notice